

2nd RIFLE TROPHY 2018 - Volmerange les Mines FRA

	NATION	10m AR Men	10m AR Women	10m AR Mixed Team	50m Rifle 3x40 Men	50m Rifle 3x40 Women	Schwadernau SUI	Volmerange les Mines FRA	Suhl GER	Teams total points
1.	France	8	5	4	8	2	29	27	0	56
2.	Germany	6	8	8	6	6	21	34	0	55
3.	Austria	4	2	5	4	3	28	18	0	46
4.	Czech Republik	5	6	6	2	8	12	27	0	39
5.	Bavaria	3	3	2	5	4	18	17	0	35
6.	Switzerland	2	4	3	3	5	17	17	0	34
7.	Italy	0	0	0	0	0	20	0	0	20

7 Teams:

- | | |
|----------|----------|
| 1. Place | 8 points |
| 2. Place | 6 points |
| 3. Place | 5 points |
| 4. Place | 4 points |
| 5. Place | 3 points |
| 6. Place | 2 points |
| 7. Place | 1 point |

Only the best athlete (or best team in AR Mixed Team events) from each Nation and event get the points for his team.


Gesamtwertung Nationen

Classifica Nazioni

Classification des Nations


Bewerb	Nation	GER		
Air rifle	Men	KOENDERS David	246,3	6
Air rifle	Women	GSCHWANTDNER Selina	248,8	8
10 m MIXED TEAM		ERSTFELD/KOENDERS	494,7	8
50 m rifle 3x40	Men	ABT Markus	442,5	6
50 m rifle 3x40	Women	ROSKEN Eva Maria	453,7	6

Points Place




34 1

Bewerb	Nation	FRA		
Air rifle	Men	MONNIER Jérémy	246,5	8
Air rifle	Women	JEANNOT Marine	226,5	5
10 m MIXED TEAM		KRUMM/GERMOND	826,0	4
50 m rifle 3x40	Men	MONNIER Jérémy	458,6	8
50 m rifle 3x40	Women	FAYOLLE Marie	1153	2




27 2

Bewerb	Nation	CZE		
Air rifle	Men	TICHY Radek	225,5	5
Air rifle	Women	BARTINIKOVA Vlasta	248,2	6
10 m MIXED TEAM		KOKOSKOVA/MIKULCIK	492,3	6
50 m rifle 3x40	Men	TICHY Radek	1153	2
50 m rifle 3x40	Women	KARASOVA Sara	453,8	8



27 2

Bewerb	Nation	AUT		
Air rifle	Men	DIEM Patrick	118,1	4
Air rifle	Women	WAIBEL Sheileen	619,1	2
10 m MIXED TEAM		WAIBEL/WADLEGGER	429,3	5
50 m rifle 3x40	Men	THUM Andreas	407,1	4
50 m rifle 3x40	Women	WAIBEL Sheileen	394,5	3




18 4

Bewerb	Nation	BAV		
Air rifle	Men	SCHRUFER Sandro	614,6	3
Air rifle	Women	SCHMID Verena	619,4	3
10 m MIXED TEAM		KINATEDER/FRANZ	816,5	2
50 m rifle 3x40	Men	GEUTHER Andreas	431	5
50 m rifle 3x40	Women	KINATEDER Anna-Lena	406,4	4



17 5

Bewerb	Nation	SUI		
Air rifle	Men	ALTHER Christian	613,5	2
Air rifle	Women	BEYELER Irene	183,9	4
10 m MIXED TEAM		HOFSTETTER/BACHMANN	825,7	3
50 m rifle 3x40	Men	GREUTER Sandro	394,2	3
50 m rifle 3x40	Women	HOFSTETTER Vanessa	442,6	5



17 5

Bewerb	Nation	ITA		
Air rifle	Men			0
Air rifle	Women			0
10 m MIXED TEAM				0
50 m rifle 3x40	Men			0
50 m rifle 3x40	Women			0





Rifle Cup RESULTS 10m AIR RIFLE MIXED TEAM TEAM

Volmerange
SUN 27 MAY 2018, START TIME 09:00



Rank	Bib No	Name	Shooter Group	Series				Total	Remarks
				1	2	3	4		
1		GER 1 - Germany 1		207.7	208.0	205.6	209.4	830.7	QF
	601	GSCHWANTDNER Selina	Regulars	104.3	104.9	103.3	105.8	418.3	
	602	ABT Markus	Regulars	103.4	103.1	102.3	103.6	412.4	
2		CZE 1 - Czech Republic 1		207.4	207.2	207.4	207.6	829.6	QF
	301	BRABCOVA Karolina	Regulars	102.9	102.5	102.6	103.9	411.9	
	307	TICHY Radek	Regulars	104.5	104.7	104.8	103.7	417.7	
3		GER 2 - Germany 2		205.1	207.5	206.7	208.0	827.3	QF
	607	ERSTFELD Jana	Regulars	103.3	103.9	104.3	104.9	416.4	
	608	KOENDERS David	Regulars	101.8	103.6	102.4	103.1	410.9	
4		AUT 3 - Austria 3		207.1	207.5	204.4	207.7	826.7	QF
	106	WAIBEL Sheileen	Regulars	103.4	103.3	103.3	102.8	412.8	
	105	WADLEGGER Stefan	Regulars	103.7	104.2	101.1	104.9	413.9	
5		CZE 2 - Czech Republic 2		206.3	205.2	208.9	206.0	826.4	QF
	303	KOKOSKOVA Daniela	Regulars	103.9	101.3	103.4	102.5	411.1	
	308	MIKULCIK Radek	Regulars	102.4	103.9	105.5	103.5	415.3	
6		FRA 3 - France 3		203.6	207.0	208.7	206.7	826.0	
	507	KRUMM Clémentine	Regulars	102.2	102.7	103.5	101.9	410.3	
	501	GERMOND Etienne	Regulars	101.4	104.3	105.2	104.8	415.7	
7		SUI 3 - Switzerland 3		205.4	207.5	205.9	206.9	825.7	
	402	HOFSTETTER Vanessa	Regulars	104.3	104.7	103.8	105.5	418.3	
	407	BACHMANN Pascal	Regulars	101.1	102.8	102.1	101.4	407.4	
8		SUI 2 - Switzerland 2		206.5	205.2	206.6	207.3	825.6	
	401	BEYELER Irene	Regulars	103.9	103.5	104.3	104.3	416.0	
	406	ALTHER Christian	Regulars	102.6	101.7	102.3	103.0	409.6	
9		FRA 1 - France 1		206.5	206.3	206.2	206.1	825.1	
	506	FAYOLLE Marie	Regulars	101.0	102.0	102.5	101.8	407.3	
	503	BAUDOUIN Brian	Regulars	105.5	104.3	103.7	104.3	417.8	

Rank	Bib No	Name	Shooter Group	Series				Total	Remarks
				1	2	3	4		
10		SUI 1 - Switzerland 1		207.0	204.5	205.9	206.9	824.3	
	404	BRÜHLMANN Andrea	Regulars	104.6	103.5	103.1	103.7	414.9	
	405	GREUTER Sandro	Regulars	102.4	101.0	102.8	103.2	409.4	
11		FRA 2 - France 2		206.4	205.6	204.9	206.8	823.7	
	509	JEANNOT Marine	Regulars	103.6	102.4	103.5	104.3	413.8	
	502	MONNIER Jérémy	Regulars	102.8	103.2	101.4	102.5	409.9	
12		AUT 1 - Austria 1		205.1	205.7	205.4	202.8	819.0	
	102	FÖLZER Verona	Regulars	100.4	103.7	102.5	103.7	410.3	
	101	DIEM Patrick	Regulars	104.7	102.0	102.9	99.1	408.7	
13		FRA 4 - France 4		201.8	207.3	203.8	205.9	818.8	
	508	PICARD Justine	Guests	103.6	103.0	102.5	102.4	411.5	
	504	CACHEUX Théo	Guests	98.2	104.3	101.3	103.5	407.3	
14		CZE 3 - Czech Republic 3		205.0	204.0	205.7	202.9	817.6	
	302	BARTONICKOVA Vlasta	Regulars	102.4	103.6	103.1	101.4	410.5	
	309	CESTR Jan	Regulars	102.6	100.4	102.6	101.5	407.1	
15		BAY 1		204.0	203.5	205.5	203.5	816.5	
	201	KINATEDER Anna-Lena	Regulars	102.3	102.5	104.2	102.1	411.1	
	206	FRANZ Sebastian	Regulars	101.7	101.0	101.3	101.4	405.4	
16		BAY 2		204.9	202.4	202.0	207.0	816.3	
	202	SCHMID Verena	Regulars	101.9	101.7	100.5	103.8	407.9	
	204	SCHRÜFER Sandro	Regulars	103.0	100.7	101.5	103.2	408.4	
17		AUT 2 - Austria 2		201.7	202.3	202.0	203.7	809.7	
	103	HASELSBERGER Carmen	Regulars	98.8	100.2	103.1	101.8	403.9	
	104	THUM Andreas	Regulars	102.9	102.1	98.9	101.9	405.8	

Protest Date / Time:

Summary

Number of athletes on this list: 34; Total number of athletes: 34; Total number of teams: 17

Legend

Bib No Bib Number

F69105C2

Version of 27 MAY 2018, 09:58

Q200000TA2705180900.1.ARMIX.0.001.pdf

829F

5

Page 2 of 2



OFFICIAL ISSF RESULTS PROVIDER



Rifle Cup FINAL RESULTS 10m AIR RIFLE MIXED TEAM

Volmerange
SUN 27 MAY 2018, START TIME 09:00



Rk	Name	Nat	1st Comp. Stage			2nd Competition Stage - Elimination				Total	Remarks
1	GERMANY 2 ERSTFELD KOENDERS	GER	101.9	204.1	308.1	349.8	390.7	431.8		494.7	
				102.2	104.0	41.7	40.9	41.1	62.9		
2	CZECH REP. 2 KOKOSKOVA MIKULCIK	CZE	102.1	205.3	306.5	348.7	389.5	430.5		492.3	
				103.2	101.2	42.2	40.8	41.0	61.8		
3	AUSTRIA 3 WAIBEL WADLEGGER	AUT	102.1	205.0	307.6	348.7	389.2	429.3		429.3	
				102.9	102.6	41.1	40.5	40.1			
4	CZECH REP. 1 BRABCOVA TICHY	CZE	100.5	201.1	304.2	344.4	384.7			384.7	
				100.6	103.1	40.2	40.3				
5	GERMANY 1 GSCHWANTDNER ABT	GER	97.5	199.9	302.5	343.0				343.0	
				102.4	102.6	40.5					

Note

Please note that there are records equally achieved by several athletes and only the first to set the record is shown.
Refer to the Records list on ISSF website: www.issf-sports.org

Legend

Nat Nation

Rk Rank

E0D66742

Version of 27 MAY 2018, 11:00

F200000IA2705180000.1.ARMIX.0.001.pdf

829F

5

Page 1 of 1



OFFICIAL ISSF RESULTS PROVIDER



Rifle Cup RESULTS 50m RIFLE 3 POSITIONS WOMEN Qualification

Volmerange
SAT 26 MAY 2018, START TIME 09:00



Rank	FP	Bib No	Name	Nat	Position	Series				Sub Total	Total	Remarks
						1	2	3	4			
1	42	604	KLEINMANN Amelie	GER	Kneeling	97	100	98	100	395		
					Prone	100	100	98	100	398		
					Standing	98	95	100	95	388	1181-72x	QF
2	20	401	BEYELER Irene	SUI	Kneeling	94	98	96	100	388		
					Prone	99	100	99	100	398		
					Standing	99	96	98	96	389	1175-63x	QF
3	12	606	RÖSKEN Eva Maria	GER	Kneeling	96	99	97	99	391		
					Prone	98	96	97	100	391		
					Standing	96	93	95	98	382	1164-52x	QF
4	18	201	KINATEDER Anna-Lena	BAY	Kneeling	97	97	95	95	384		
					Prone	100	96	97	98	391		
					Standing	96	98	96	97	387	1162-55x	QF
5	45	402	HOFSTETTER Vanessa	SUI	Kneeling	95	94	94	95	378		
					Prone	99	100	98	100	397		
					Standing	99	96	96	95	386	1161-49x	QF
6	25	404	BRÜHLMANN Andrea	SUI	Kneeling	93	97	94	100	384		
					Prone	98	98	99	99	394		
					Standing	96	97	93	96	382	1160-49x	QF
7	30	304	KARASOVA Sara	CZE	Kneeling	95	95	97	96	383		
					Prone	98	99	99	95	391		
					Standing	96	95	96	95	382	1156-41x	QF
8	8	106	WAIBEL Sheileen	AUT	Kneeling	96	94	97	97	384		
					Prone	98	100	99	99	396		
					Standing	95	93	93	93	374	1154-49x	QF
9	27	506	FAYOLLE Marie	FRA	Kneeling	98	93	97	97	385		
					Prone	99	100	98	98	395		
					Standing	88	95	94	96	373	1153-50x	
10	38	605	LEHRICH Tina	GER	Kneeling	97	90	97	97	381		
					Prone	98	99	99	97	393		
					Standing	92	95	94	97	378	1152-48x	
11	17	403	BÖSIGER Marina	SUI	Kneeling	96	94	96	95	381		
					Prone	99	98	98	98	393		
					Standing	95	95	94	94	378	1152-47x	
12	13	507	KRUMM Clémentine	FRA	Kneeling	95	91	96	94	376		
					Prone	96	98	97	97	388		
					Standing	96	95	96	96	383	1147-44x	
13	37	301	BRABCOVA Karolina	CZE	Kneeling	96	97	95	95	383		
					Prone	100	99	99	98	396		
					Standing	92	92	92	92	368	1147-44x	
14	24	601	GSCHWANTDNER Selina	GER	Kneeling	94	93	94	96	377		
					Prone	97	99	96	99	391		
					Standing	94	96	95	94	379	1147-37x	

Rank	FP	Bib No	Name	Nat	Position	Series				Sub Total	Total	Remarks
						1	2	3	4			
15	44	508	PICARD Justine	FRA	Kneeling	96	94	96	92	378	1145-46x	
					Prone	97	98	99	99	393		
					Standing	95	93	93	93	374		
16	33	202	SCHMID Verena	BAY	Kneeling	95	93	98	97	383	1145-41x	
					Prone	100	97	97	97	391		
					Standing	97	92	88	94	371		
17	34	306	THURNWALDOVA Sabina	CZE	Kneeling	91	94	94	96	375	1144-34x	
					Prone	99	98	96	97	390		
					Standing	93	96	95	95	379		
18	32	305	KOLARIKOVA Katerina	CZE	Kneeling	96	97	97	98	388	1142-47x	
					Prone	99	97	95	95	386		
					Standing	92	92	91	93	368		
19	28	303	KOKOSKOVA Daniela	CZE	Kneeling	93	89	95	93	370	1142-42x	
					Prone	97	98	96	98	389		
					Standing	97	97	96	93	383		
20	7	302	BARTONICKOVA Vlasta	CZE	Kneeling	97	94	96	94	381	1140-38x	
					Prone	97	96	98	98	389		
					Standing	90	92	94	94	370		
21	23	103	HASELSBERGER Carmen	AUT	Kneeling	91	96	95	95	377	1134-40x	
					Prone	96	99	100	98	393		
					Standing	91	90	90	93	364		
22	6	509	JEANNOT Marine	FRA	Kneeling	99	96	96	91	382	1124-31x	
					Prone	95	91	96	97	379		
					Standing	88	88	95	92	363		
23	47	102	FÖLZER Verona	AUT	Kneeling	93	95	95	96	379	1111-29x	
					Prone	94	93	95	96	378		
					Standing	87	87	88	92	354		

Protest Date / Time:

Summary

Number of athletes on this list: 23; Total number of athletes: 23

Legend

Bib No Bib Number
 QF Qualified for Final

FP Firing Point

Nat Nation

67F5203C





Rifle Cup

INTERMEDIATE FINAL RESULTS

50m RIFLE 3 POSITIONS WOMEN



Volmerange
SAT 26 MAY 2018, START TIME 09:00

Rk	Bib No	Name	Nat	Kn	Pr	Standing - Elimination						Total	Remarks
1	304	KARASOVA Sara	CZE	152.8 51.0 49.8 52.0	304.2 50.9 50.4 50.1	405.5 51.3 50.0	415.5 10.0	425.2 9.7	435.7 10.5	444.2 8.5 9.6	453.8		
2	606	RÖSKEN Eva Maria	GER	151.6 49.6 50.8 51.2	305.9 52.9 50.9 50.5	405.3 49.8 49.6	413.7 8.4	423.5 9.8	433.9 10.4	443.1 9.2 10.6	453.7		
3	402	HOFSTETTER Vanessa	SUI	151.1 49.1 51.0 51.0	303.8 51.9 49.2 51.6	400.5 46.0 50.7	411.4 10.9	422.1 10.7	432.4 10.3	10.2	442.6		
4	604	KLEINMANN Amelie	GER	149.6 48.8 48.7 52.1	301.0 50.9 50.8 49.7	397.7 48.7 48.0	407.4 9.7	417.3 9.9	9.7		427.0		
5	401	BEYELER Irene	SUI	149.5 48.6 50.5 50.4	302.8 52.3 51.3 49.7	399.8 49.4 47.6	409.6 9.8	7.7			417.3	SO	
6	201	KINATEDER Anna-Lena	BAY	147.4 50.5 48.0 48.9	298.9 49.8 51.8 49.9	397.0 48.6 49.5	9.4				406.4		
7	404	BRÜHLMANN Andrea	SUI	146.1 49.5 48.3 48.3	298.8 52.2 51.0 49.5	49.3 47.4					395.5		
8	106	WAIBEL Sheileen	AUT	141.7 47.0 47.3 47.4	296.8 51.6 51.7 51.8	49.3 48.4					394.5		

Note

Please note that there are records equally achieved by several athletes and only the first to set the record is shown.
Refer to the Records list on ISSF website: www.issf-sports.org

Legend

Bib No Bib Number Kn Kneeling Nat Nation
Pr Prone Rk Rank SO Athlete eliminated by Shoot-off for tie

Version of 26 MAY 2018, 13:42

F00000AII2605181230.1.FR3X40.0.001.pdf

829F

2

Page 1 of 1



OFFICIAL ISSF RESULTS PROVIDER



Rifle Cup RESULTS 50m RIFLE 3 POSITIONS MEN Qualification

Volmerange
SAT 26 MAY 2018, START TIME 09:00



Rank	FP	Bib No	Name	Nat	Position	Series				Sub Total	Total	Remarks
						1	2	3	4			
1	11	502	MONNIER Jérémy	FRA	Kneeling	96	99	99	94	388		
					Prone	100	100	99	100	399		
					Standing	96	96	95	95	382	1169-61x	QF
2	46	503	BAUDOUIN Brian	FRA	Kneeling	96	98	97	97	388		
					Prone	99	98	97	97	391		
					Standing	96	96	97	97	386	1165-50x	QF
3	16	501	GERMOND Etienne	FRA	Kneeling	96	98	97	94	385		
					Prone	99	98	98	99	394		
					Standing	96	95	97	97	385	1164-56x	QF
4	43	203	GEUTHER Andreas	BAY	Kneeling	97	97	97	98	389		
					Prone	97	99	100	98	394		
					Standing	95	93	97	96	381	1164-49x	QF
5	14	104	THUM Andreas	AUT	Kneeling	98	99	96	95	388		
					Prone	99	99	100	99	397		
					Standing	97	90	97	92	376	1161-46x	QF
6	31	602	ABT Markus	GER	Kneeling	96	98	96	100	390		
					Prone	99	98	97	97	391		
					Standing	98	92	94	93	377	1158-55x	QF
7	29	406	ALTHER Christian	SUI	Kneeling	94	90	97	97	378		
					Prone	100	99	95	100	394		
					Standing	97	97	95	94	383	1155-46x	QF
8	41	405	GREUTER Sandro	SUI	Kneeling	97	95	99	100	391		
					Prone	97	99	96	99	391		
					Standing	92	96	91	93	372	1154-51x	QF
9	19	307	TICHY Radek	CZE	Kneeling	94	94	94	95	377		
					Prone	99	99	99	96	393		
					Standing	96	94	95	98	383	1153-40x	
10	26	309	CESTR Jan	CZE	Kneeling	93	93	95	98	379		
					Prone	100	99	97	98	394		
					Standing	93	95	94	96	378	1151-42x	
11	36	105	WADLEGGER Stefan	AUT	Kneeling	97	95	95	95	382		
					Prone	100	100	100	96	396		
					Standing	95	89	95	93	372	1150-47x	
12	15	205	FRÜH Johannes	BAY	Kneeling	97	96	99	95	387		
					Prone	97	96	97	93	383		
					Standing	95	96	92	95	378	1148-41x	
13	35	206	FRANZ Sebastian	BAY	Kneeling	97	96	91	98	382		
					Prone	97	95	97	98	387		
					Standing	95	92	97	94	378	1147-46x	
14	22	608	KOENDERS David	GER	Kneeling	93	98	96	98	385		
					Prone	100	100	99	98	397		
					Standing	86	96	93	90	365	1147-46x	

Rank	FP	Bib No	Name	Nat	Position	Series				Sub Total	Total	Remarks
						1	2	3	4			
15	39	308	MIKULCIK Radek	CZE	Kneeling	92	93	91	94	370		
					Prone	99	100	100	98	397		
					Standing	93	98	93	96	380		1147-43x
16	21	101	DIEM Patrick	AUT	Kneeling	98	97	94	94	383		
					Prone	98	100	98	99	395		
					Standing	93	93	91	92	369		1147-43x
17	9	505	BOURDEILLETAS Yoni	FRA	Kneeling	91	95	94	96	376		
					Prone	97	96	99	100	392		
					Standing	97	93	94	95	379		1147-40x
18	10	407	BACHMANN Pascal	SUI	Kneeling	94	98	97	95	384		
					Prone	100	99	97	100	396		
					Standing	90	93	93	91	367		1147-39x
19	4	204	SCHRÜFER Sandro	BAY	Kneeling	92	92	96	98	378		
					Prone	100	98	100	99	397		
					Standing	92	92	91	94	369		1144-40x
20	40	504	CACHEUX Théo	FRA	Kneeling	94	92	95	94	375		
					Prone	100	100	98	94	392		
					Standing	93	95	95	91	374		1141-41x
21	5	310	ROTREKL Filip	CZE	Kneeling	94	93	93	91	371		
					Prone	97	98	96	97	388		
					Standing	91	93	92	96	372		1131-36x

Protest Date / Time:

Summary

Number of athletes on this list: 21; Total number of athletes: 21

Legend

Bib No Bib Number
QF Qualified for Final

FP Firing Point

Nat Nation

9A79F3ED



Rifle Cup

INTERMEDIATE FINAL RESULTS

50m RIFLE 3 POSITIONS MEN



Volmerange
SAT 26 MAY 2018, START TIME 09:00

Rk	Bib No	Name	Nat	Kn	Pr	Standing - Elimination						Total	Remarks
1	502	MONNIER Jérémy	FRA	152.3 52.1 48.5 51.7	308.0 51.7 51.2 52.8	408.8 51.6 49.2	419.5 10.7	429.4 9.9	439.3 9.9	448.4 9.1 10.2	458.6		
2	503	BAUDOIN Brian	FRA	151.4 49.8 50.1 51.5	307.2 52.8 50.7 52.3	404.3 45.5 51.6	414.6 10.3	423.6 9.0	433.6 10.0	443.1 9.5 9.8	452.9		
3	602	ABT Markus	GER	151.9 48.6 52.3 51.0	304.3 50.3 50.2 51.9	404.0 49.8 49.9	413.0 9.0	423.3 10.3	433.9 10.6	442.5 8.6	442.5		
4	203	GEUTHER Andreas	BAY	150.8 50.7 50.3 49.8	303.8 50.9 52.2 49.9	401.4 48.3 49.3	411.5 10.1	421.4 9.9	431.0 9.6	431.0	431.0		
5	501	GERMOND Etienne	FRA	149.1 48.9 49.1 51.1	304.1 50.7 51.1 53.2	400.9 48.1 48.7	411.0 10.1	411.0 10.1	421.0	421.0	421.1		
6	104	THUM Andreas	AUT	147.0 46.9 49.6 50.5	300.3 51.5 51.3 50.5	397.2 47.6 49.3	407.1 9.9	417.1	427.1	437.1	407.1		
7	405	GREUTER Sandro	SUI	145.6 50.6 47.8 47.2	295.3 48.9 48.9 51.9	390.9 50.2 48.7	400.9	410.9	420.9	430.9	394.2		
8	406	ALTHER Christian	SUI	149.4 47.7 50.4 51.3	299.7 49.9 50.1 50.3	399.4 43.9 48.4	409.4	419.4	429.4	439.4	392.0		

Note

Please note that there are records equally achieved by several athletes and only the first to set the record is shown.
Refer to the Records list on ISSF website: www.issf-sports.org

Legend

Bib No
Pr Bib Number
Prone

Kn
Rk Kneeling
Rank

Nat Nation

3F53A971

Version of 26 MAY 2018, 13:42

F10000AII2605181230.1.FR3X40.0.001.pdf

829F

1

Page 1 of 1



OFFICIAL ISSF RESULTS PROVIDER



Rifle Cup
RESULTS
10m AIR RIFLE WOMEN
Qualification
Volmerange
FRI 25 MAY 2018



Rank	FP	Bib No	Name	Nat	Team	Series						Total	Re m
						1	2	3	4	5	6		
1	71	601	GSCHWANTDNER Selina	<u>GER</u>	GER	104.3	105.2	106.3	103.3	104.2	104.6	627.9	QF
2	79	401	BEYELER Irene	<u>SUI</u>	SUI	104.5	104.9	104.4	103.1	104.2	104.1	625.2	QF
3	78	509	JEANNOT Marine	<u>FRA</u>	FRA	100.9	105.3	103.9	104.6	104.4	104.8	623.9	QF
4	72	301	BRABCOVA Karolina	<u>CZE</u>	CZE	103.8	104.4	104.0	104.8	104.2	102.5	623.7	QF
5	64	404	BRÜHLMANN Andrea	<u>SUI</u>	SUI	103.6	106.5	102.6	104.6	100.8	103.5	621.6	QF
6	83	607	ERSTFELD Jana	<u>GER</u>	GER	103.2	104.3	103.3	103.4	104.0	102.9	621.1	QF
7	86	302	BARTONICKOVA Vlasta	<u>CZE</u>	CZE	103.1	102.7	103.4	104.3	103.2	103.8	620.5	QF
8	68	508	PICARD Justine	<u>FRA</u>	FRA	104.0	103.5	103.3	104.8	104.1	100.4	620.1	QF
9	75	402	HOFSTETTER Vanessa	<u>SUI</u>	SUI	104.1	104.0	100.6	104.5	105.0	101.7	619.9	
10	82	202	SCHMID Verena	BAY	BAV	102.2	103.7	103.5	105.3	101.8	102.9	619.4	
11	85	201	KINATEDER Anna-Lena	BAY	BAV	103.1	102.4	103.3	104.3	103.7	102.6	619.4	
12	65	303	KOKOSKOVA Daniela	<u>CZE</u>	CZE	102.6	103.9	104.0	104.4	103.1	101.3	619.3	
13	66	506	FAYOLLE Marie	<u>FRA</u>	FRA	102.0	103.6	103.2	103.8	102.8	103.7	619.1	
14	73	106	WAIBEL Sheileen	<u>AUT</u>	AUT	102.6	104.9	101.3	103.3	103.7	103.3	619.1	
15	80	605	LEHRICH Tina	<u>GER</u>	GER	104.3	101.0	103.3	101.9	104.1	103.9	618.5	
16	70	507	KRUMM Clémentine	<u>FRA</u>	FRA	104.9	101.2	103.3	103.2	101.4	103.9	617.9	
17	76	304	KARASOVA Sara	<u>CZE</u>	CZE	101.7	104.1	102.4	102.9	103.1	103.1	617.3	
18	77	403	BÖSIGER Marina	<u>SUI</u>	SUI	101.0	103.7	104.2	101.2	102.7	103.2	616.0	
19	84	306	THURNWALDOVA Sabina	<u>CZE</u>	CZE	102.8	100.8	104.1	103.6	102.4	102.3	616.0	
20	74	604	KLEINMANNS Amelie	<u>GER</u>	GER	102.1	103.4	102.1	103.5	100.4	102.2	613.7	
21	81	102	FÖLZER Verona	<u>AUT</u>	AUT	102.8	100.7	101.5	100.3	100.5	100.8	606.6	
22	67	103	HASELSBERGER Carmen	<u>AUT</u>	AUT	96.4	98.5	102.5	99.7	100.2	102.5	599.8	
23	69	305	KOLARIKOVA Katerina	<u>CZE</u>	CZE	95.9	97.1	101.9	102.8	100.9	98.3	596.9	

Protest Date / Time:

Summary

Number of athletes on this list: 23; Total number of athletes: 23; Total number of teams: 5

Legend

— Team Member
Nat Nation

Bib No Bib Number
QF Qualified for Final

FP
Rem

Firing Point
Remarks

58FB8D2C

Version of 26 MAY 2018, 18:46

Q0000001A2505180000.1.AR60.0.001.pdf

829F

4

Page 1 of 2



OFFICIAL ISSF RESULTS PROVIDER



Rifle Cup FINAL RESULTS 10m AIR RIFLE WOMEN



Volmerange
SAT 26 MAY 2018, START TIME 17:00

Rk	Bib No	Name	Nat	1st Comp. Stage		2nd Competition Stage - Elimination						Total	Remarks
1	601	GSCHWANTDNER Selina	GER	52.2	103.0	123.8	144.8	165.4	185.5	206.4	227.6	248.8	
				10.8	9.5	10.6	10.4	10.2	9.9	10.5	10.4	10.5	
				9.9	10.0	10.2	10.6	10.4	10.2	10.4	10.8	10.7	
				10.3	10.7								
				10.6	10.1								
				10.6	10.5								
2	302	BARTONICKOVA Vlasta	CZE	50.3	102.1	122.6	144.0	164.8	185.4	205.8	226.8	247.2	
				10.7	9.5	9.8	10.8	10.6	10.1	10.2	10.8	10.5	
				10.5	10.6	10.7	10.6	10.2	10.5	10.2	10.2	9.9	
				9.5	10.8								
				9.7	10.8								
				9.9	10.1								
3	509	JEANNOT Marine	FRA	50.5	101.6	122.7	143.1	164.0	184.8	205.8		226.5	
				9.8	10.5	10.5	9.8	10.3	10.3	10.6	10.6		
				10.3	9.9	10.6	10.6	10.6	10.5	10.4	10.1		
				10.3	10.4								
				10.5	10.4								
				9.6	9.9								
4	607	ERSTFELD Jana	GER	52.7	103.2	123.7	144.4	165.2	185.0			205.1	
				10.4	10.5	10.1	10.6	10.6	9.7	10.4			
				10.6	9.8	10.4	10.1	10.2	10.1	9.7			
				10.7	10.1								
				10.5	10.2								
				10.5	9.9								
5	401	BEYELER Irene	SUI	50.8	102.2	122.4	143.3	163.4				183.9	
				10.1	10.4	9.9	10.2	9.5	10.1				
				10.3	10.3	10.3	10.7	10.6	10.4				
				10.0	10.3								
				10.1	10.1								
				10.3	10.3								
6	508	PICARD Justine	FRA	49.4	100.8	120.8	141.8					161.7	
				9.8	10.1	10.1	10.6	9.8					
				10.3	10.6	9.9	10.4	10.1					
				9.8	10.8								
				9.3	10.0								
				10.2	9.9								
7	404	BRÜHLMANN Andrea	SUI	49.5	99.9	120.4						141.5	
				10.1	10.6	10.5	10.6						
				10.4	10.3	10.0	10.5						
				9.1	9.6								
				9.3	9.8								
				10.6	10.1								
8	301	BRABCOVA Karolina	CZE	49.2	99.3							119.2	
				10.0	10.1	10.1							
				10.2	9.5	9.8							
				9.7	10.3								
				9.4	10.5								
				9.9	9.7								

Note

Please note that there are records equally achieved by several athletes and only the first to set the record is shown.
Refer to the Records list on ISSF website: www.issf-sports.org

Legend

Bib No Bib Number

Nat Nation

Rk

Rank

1DF12578

Version of 26 MAY 2018, 19:26

F0000001A2605181900.1.AR60.0.001.pdf

829F

4

Page 1 of 1



OFFICIAL ISSF RESULTS PROVIDER



Rifle Cup RESULTS 10m AIR RIFLE MEN Qualification

Volmerange
SAT 26 MAY 2018, START TIME 15:00



Rank	FP	Bib No	Name	Nat	Team	Series						Total	Re m
						1	2	3	4	5	6		
1	82	602	ABT Markus	GER	GER	104.6	104.0	104.9	103.6	104.4	103.3	624.8	QF
2	86	502	MONNIER Jérémy	<u>FRA</u>	FRA	103.5	104.5	103.7	105.3	104.5	103.0	624.5	QF
3	73	503	BAUDOIN Brian	<u>FRA</u>	FRA	104.4	104.3	104.5	102.8	102.5	104.1	622.6	QF
4	71	307	TICHY Radek	<u>CZE</u>	CZE	102.8	103.2	103.9	103.9	104.9	103.7	622.4	QF
5	83	310	ROTREKL Filip	<u>CZE</u>	CZE	103.4	103.6	102.0	102.7	102.4	105.8	619.9	QF
6	66	501	GERMOND Etienne	<u>FRA</u>	FRA	103.1	104.2	102.1	102.2	103.8	104.4	619.8	QF
7	85	101	DIEM Patrick	<u>AUT</u>	AUT	103.6	101.0	104.4	104.3	103.0	102.5	618.8	QF
8	80	608	KOENDERS David	GER	GER	101.2	102.9	104.7	101.6	102.4	102.3	615.1	QF
9	76	204	SCHRÜFER Sandro	<u>BAY</u>	BAV	101.0	102.2	102.8	103.9	104.4	100.3	614.6	
10	70	203	GEUTHER Andreas	<u>BAY</u>	BAV	102.8	100.0	102.9	102.7	100.3	105.0	613.7	
11	69	406	ALTHER Christian	<u>SUI</u>	SUI	102.2	104.0	104.1	102.4	101.1	99.7	613.5	
12	72	206	FRANZ Sebastian	<u>BAY</u>	BAV	102.8	101.0	102.9	102.3	100.8	102.6	612.4	
13	75	104	THUM Andreas	<u>AUT</u>	AUT	102.4	103.6	101.0	100.8	101.3	102.5	611.6	
14	68	105	WADLEGGER Stefan	<u>AUT</u>	AUT	104.3	102.3	100.8	101.2	100.7	102.3	611.6	
15	81	504	CACHEUX Théo	<u>FRA</u>	FRA	102.7	102.6	101.8	101.1	102.8	100.1	611.1	
16	77	505	BOURDEILLETAS Yoni	<u>FRA</u>	FRA	100.6	100.9	100.5	103.7	102.8	102.0	610.5	
17	79	407	BACHMANN Pascal	<u>SUI</u>	SUI	100.3	102.9	103.0	101.2	101.6	101.0	610.0	
18	67	405	GREUTER Sandro	<u>SUI</u>	SUI	101.8	102.1	99.8	99.9	101.5	102.4	607.5	
19	84	205	FRÜH Johannes	<u>BAY</u>	BAV	99.9	101.8	101.7	99.4	100.6	102.8	606.2	
20	74	308	MIKULCIK Radek	<u>CZE</u>	CZE	99.8	103.1	98.4	99.1	103.1	101.3	604.8	
21	65	309	CESTR Jan	<u>CZE</u>	CZE	101.6	101.1	100.2	101.6	99.4	97.8	601.7	

Protest Date / Time:

Summary

Number of athletes on this list: 21; Total number of athletes: 21; Total number of teams: 5

Legend

— Team Member
Nat Nation

Bib No
QF

Bib Number
Qualified for Final

FP
Rem

Firing Point
Remarks

A84FD74F

Version of 26 MAY 2018, 18:46

Q1000001A2605181500.1.AR60.0.001.pdf

829F

3

Page 1 of 2



OFFICIAL ISSF RESULTS PROVIDER



Rifle Cup FINAL RESULTS 10m AIR RIFLE MEN



Volmerange
SAT 26 MAY 2018, START TIME 15:00

Rk	Bib No	Name	Nat	1st Comp. Stage		2nd Competition Stage - Elimination						Total	Remarks
1	502	MONNIER Jérémy	FRA	52.0	102.8	123.4	143.7	163.8	184.7	205.8	227.0	246.5	
				10.0	10.1	10.1	9.8	10.0	10.3	10.5	10.4	9.2	
				10.2	10.3	10.5	10.5	10.1	10.6	10.6	10.8	10.3	
				10.6	9.7								
				10.4	10.3								
				10.8	10.4								
2	608	KOENDERS David	GER	51.0	102.4	123.1	144.3	165.1	186.5	206.6	226.7	246.3	
				9.9	9.9	10.5	10.6	10.2	10.7	10.1	10.5	9.7	
				10.0	10.3	10.2	10.6	10.6	10.7	10.0	9.6	9.9	
				9.8	10.6								
				10.7	9.9								
				10.6	10.7								
3	307	TICHY Radek	CZE	50.3	102.9	123.9	145.3	165.3	186.2	206.0		225.5	
				9.5	10.2	10.3	10.6	10.1	10.4	10.7	9.6		
				10.2	10.4	10.7	10.8	9.9	10.5	9.1	9.9		
				10.3	10.8								
				10.7	10.4								
				9.6	10.8								
4	503	BAUDOIN Brian	FRA	51.6	101.9	122.8	143.5	164.4	184.3			205.7	
				10.7	9.9	10.5	10.5	10.7	9.6	10.8			
				10.3	10.4	10.4	10.2	10.2	10.3	10.6			
				9.8	10.3								
				10.4	10.3								
				10.4	9.4								
5	602	ABT Markus	GER	50.8	102.1	122.4	142.4	161.9				182.2	
				9.9	9.8	10.4	10.6	9.3	10.1				
				10.4	10.5	9.9	9.4	10.2	10.2				
				10.2	10.0								
				9.8	10.8								
				10.5	10.2								
6	310	ROTREKL Filip	CZE	49.3	100.4	121.4	141.6					161.2	
				8.9	10.2	10.8	10.4	9.3					
				10.0	10.3	10.2	9.8	10.3					
				10.5	9.9								
				9.9	10.2								
				10.0	10.5								
7	501	GERMOND Etienne	FRA	49.8	101.0	121.2						141.5	
				10.1	10.6	10.2	10.5						
				10.1	10.4	10.0	9.8						
				10.4	10.5								
				9.7	10.1								
				9.5	9.6								
8	101	DIEM Patrick	AUT	48.7	98.4							118.1	
				8.7	10.5	9.7							
				10.2	9.8	10.0							
				10.7	9.4								
				10.1	10.4								
				9.0	9.6								

Note

Please note that there are records equally achieved by several athletes and only the first to set the record is shown.
Refer to the Records list on ISSF website: www.issf-sports.org

Legend

Bib No Bib Number

Nat Nation

Rk

Rank

26BCC888

Version of 26 MAY 2018, 19:26

F1000001A2605181900.1.AR60.0.001.pdf

829F

3

Page 1 of 1



OFFICIAL ISSF RESULTS PROVIDER